

OzLINK Receiving for NetSuite

Add advanced receiving functionality to NetSuite!

- ✓ Are you faced with an ever-increasing amount of new stock to be entered manually into inventory in NetSuite?
- ✓ Do you wish you could add barcode labels or serial numbers as you receive new stock?




With OzLINK Receiving, you can automate the entry of new stock into your inventory, and generate your own barcode labels for inventory items.

Fully integrated with NetSuite, OzLINK Receiving is available on a SaaS, monthly subscription basis. Save time & money while reducing errors by automating your receiving process!

Advanced Item Receiving



Validates that the new stock is what you actually ordered, and in the correct quantities



Automatically adds the new stock to inventory in NetSuite

Works with most common wired and wireless barcode scanners

Inventory Label Generation



Create custom labels with item names, serial numbers, descriptions and customer-specific information in both barcode and human-readable format



Uncomplicated Integration On Demand

www.ozlinkshipping.com

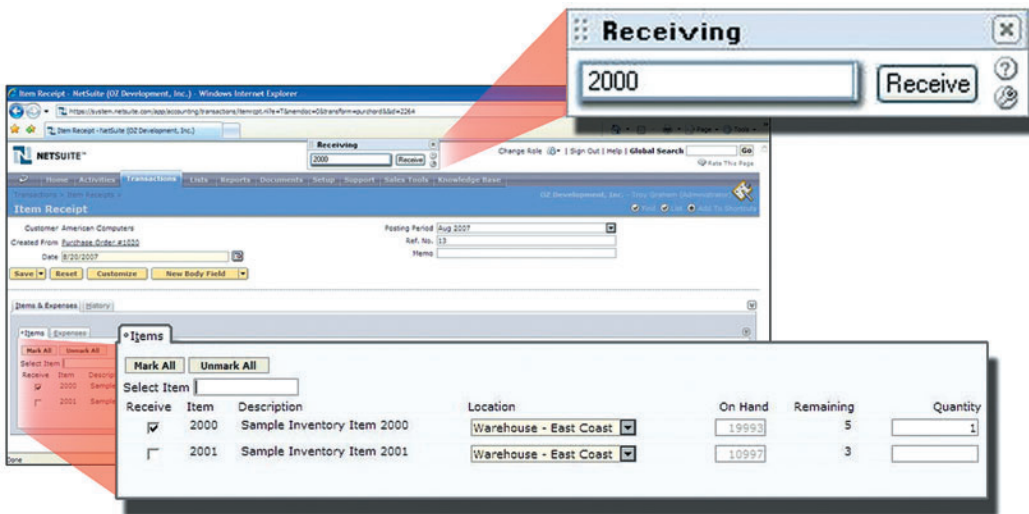
sales@ozdevelopment.com

Tel. 508.366.1969

OzLINK Receiving for NetSuite

Advanced Item Receiving—increase accuracy, automate labor and save money!

- 1 Enter or scan each item, and validated items will automatically be received and added to inventory in NetSuite



A 'must have' for every NetSuite user who receives items

Questions?

Contact:
Troy Graham

Phone:
508.366.1969
Ext. 223

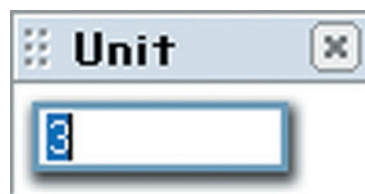
Mobile:
508.439.1079

Email:
tgraham@
ozdevelopment.com

- 2 A warning will pop-up if not part of the purchase order or if quantity is invalid



- 3 For multiple item quantities, it can be set to prompt for the quantity received



Uncomplicated Integration On Demand